



Flygt 2660.181



Table of Contents

1 Introduction.....	2
1.1 Specially approved products.....	2
2 Product Description.....	3
2.1 Products included.....	3
2.2 The data plate.....	3
2.3 Product denomination.....	3
3 Spare Parts.....	5
3.1 Exploded view.....	5
3.2 List of parts.....	6

1 Introduction

Purpose of this manual

The purpose of this manual is to provide necessary information on spare parts and accessories order.

Disclaimer

Always use genuine Flygt parts. The use of other spare parts or accessories can invalidate any claims for warranty or compensation. Xylem does not take any responsibility for damages that are caused by the use of non-original parts. For more information, contact your local sales and service representative.

Data for ordering spare parts

The following information is needed for spare part orders:

- Serial number of the product
- Part number
- Quantity of bulk material, see * in tables

1.1 Specially approved products

Qualification of personnel

Only Xylem or Xylem-authorized service personnel may undertake repair work on Ex-approved products.

Dimensional accuracy inspection

Spare parts marked with (Ex) after the part number are subject to dimensional accuracy inspection.

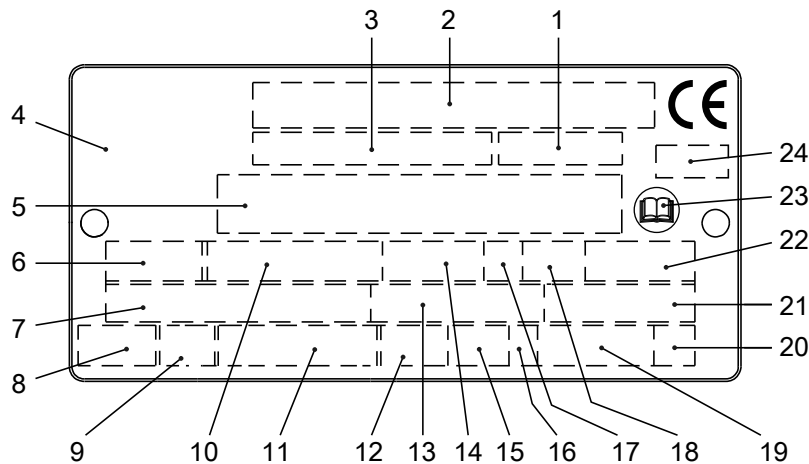
2 Product Description

2.1 Products included

Pump model	Standard	EX	MSHA	Drainage	Sludge
2660.181	X			X	

2.2 The data plate

The data plate is a metal label that is located on the main body of the products. The data plate lists key product specifications. Specially approved products also have an approval plate.



1. Curve code or Propeller code
2. Serial number
3. Product number
4. Country of origin
5. Additional information
6. Phase; type of current; frequency
7. Rated voltage
8. Thermal protection
9. Thermal class
10. Rated shaft power
11. International standard
12. Degree of protection
13. Rated current
14. Rated speed
15. Maximum submergence
16. Direction of rotation: L=left, R=right
17. Duty class
18. Duty factor
19. Product weight
20. Locked rotor code letter
21. Power factor
22. Maximum ambient temperature
23. Read installation manual
24. Notified body, only for EN-approved Ex products

Figure 1: The data plate

2.3 Product denomination

Reading instruction

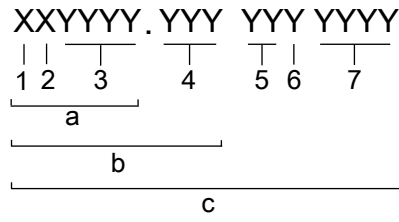
In this section, code characters are illustrated accordingly:

X = letter

Y = digit

The different types of codes are marked up with a, b and c. Code parameters are marked up with numbers.

Codes and parameters

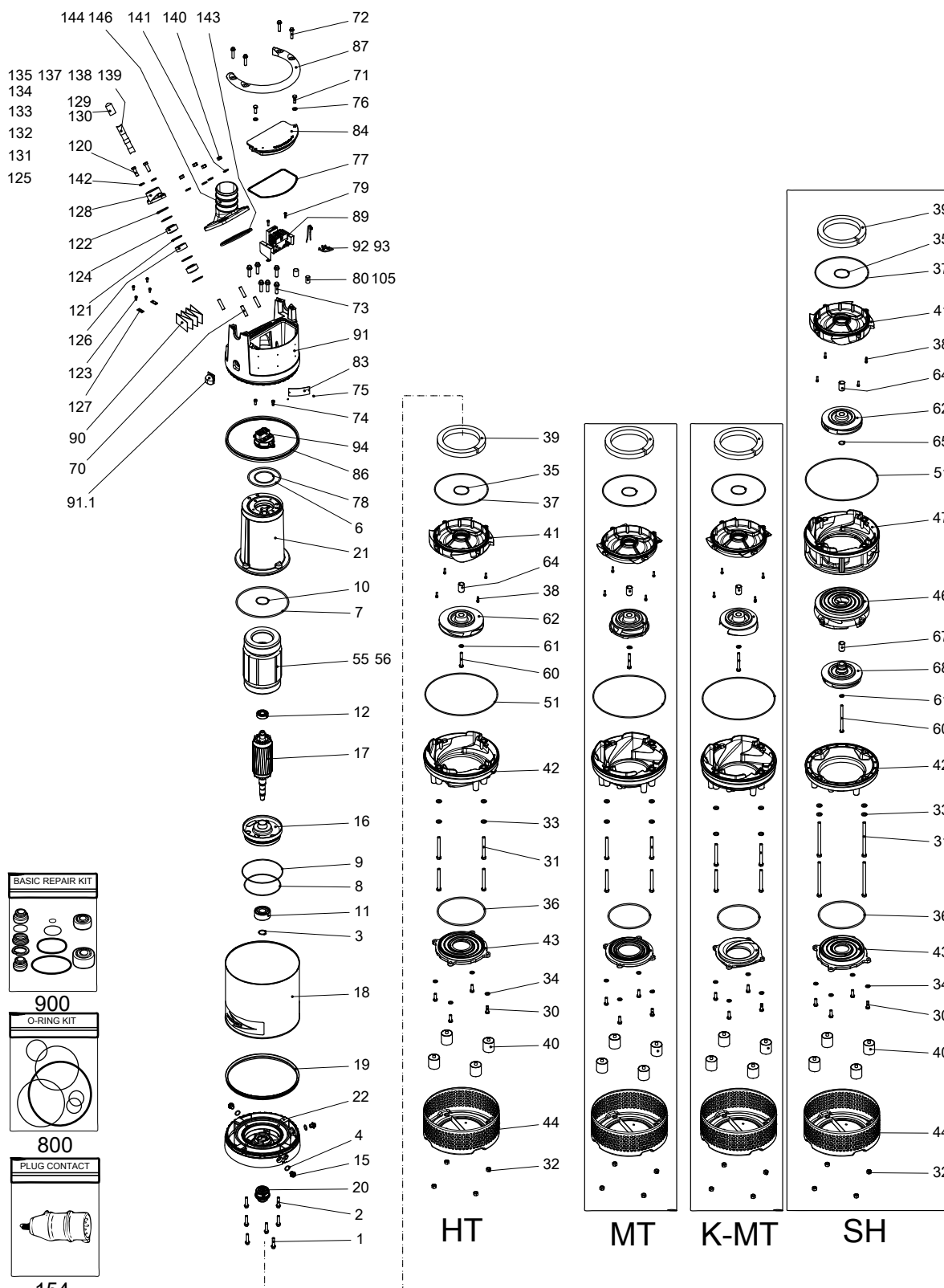


WS006265B

Type of Callout	Number	Indication
Type of code	a	Sales denomination
	b	Product code
	c	Serial number
Parameter	1	Hydraulic end
	2	Type of installation
	3	Sales code
	4	Version
	5	Production year
	6	Production cycle
	7	Running number

3 Spare Parts

3.1 Exploded view



20145B_expl_view_2660_181

3.2 List of parts

Pos. No	Part. No	Denomination	Qty/Version
			181
1	81 64 91	Hexagon flange screw M10X45-A2-70	4
2	81 64 91	Hexagon flange screw M10X45-A2-70	3
3	82 59 00	Retaining ring SGA 30	1
4	82 72 95	O-ring 19.2X3 FPM	3
6	82 74 20	O-ring 139.3X5.7 NBR	1
7	82 74 95	O-ring 219.3X5.7 NBR	1
8	82 78 26	O-ring 156X3 NBR	1
9	82 78 35	O-ring 175X3 NBR	1
10	82 79 28	O-ring 52.5X3.0 FPM	1
11	83 30 16	Ball bearing 30X72X30.2 MM	1
12	83 33 13	Ball bearing 20X52X15 MM	1
13	90 17 52	Oil ISO VG 32	*
14	427 13 00	Marking tape	1
15	428 22 17	Inspection screw	3
16	606 69 00	Bearing holder	1
17	643 56 01	Shaft unit	1
18	693 91 00	Cooling jacket	1
19	708 34 00	Seal ring	1
20	769 87 33	Mechanical seal	1
21	774 86 00	Stator housing	1
22	774 87 10	Adapter	1
30	81 41 32	Hexagon head screw M10X30-A2-70	4
31	81 41 68	Hexagon head screw M12X110-A2-70	4
			MT
			HT
31	81 41 74	Hexagon head screw M12X180-A2-70	4
32	82 23 35	Hexagon nut M12-A4-70	4
33	82 35 20	Plain washer 12-A2-170	4
34	82 35 76	Plain washer 10-A4-170HV	4
35	82 71 71	O-ring 62X3.0 FPM	1
36	82 74 88	O-ring 174.3X5.7 NBR	1
			MT
36	82 74 93	O-ring 199.3X5.7 NBR	1
			SH
			HT
37	82 81 97	O-ring 230.0X4.0 FPM	1
38	83 02 77	Hex.socket hd screw M6X20-A4-70	4
39	83 94 69	Pressure equalizer L=650 MM	1
40	665 35 00	Damper complete	4
41	693 95 00	Seal housing cov.coa	1
			MT
41	693 94 00	Seal housing cov.coa	1
			HT
41	726 32 00	Seal housing cov.coa	1
			SH
42	693 99 00	Diffuser coat. NBR	1
			MT
42	774 72 00	Diffuser coat. PU	1
			MT
42	693 97 00	Diffuser coat. NBR	1
			HT
42	774 73 00	Diffuser coat. PU	1
			HT

Pos. No	Part. No	Denomination	Qty/Version
			181
42	726 27 00	Diffuser coat. NBR	SH 1
42	774 75 00	Diffuser coat. PU	SH 1
43	694 05 00	Suction cover	MT B Material suction cover: Hard iron 1
43	694 03 00	Suction cover	MT K Material suction cover: PU MT K Material suction cover: NBR 1
43	694 04 00	Suction cover	HT B Material suction cover: Hard iron 1
43	739 67 00	Suction cover	HT B Material suction cover: Stainless steel 1
43	726 24 00	Suction cover	SH B Material suction cover: Hard iron 1
44	694 11 01	Strainer	1
46	726 25 00	Diffuser coat.	1
47	726 29 00	Diffuser coat. NBR	SH 1
47	774 74 00	Diffuser coat. PU	SH 1
51	84 69 31	O-ring 315X4 NBR	1
55	647 16 08	Stator 18-15-2b	6-leads 3-phase 60 Hz 2-poles 200V D 1
55	647 16 02	Stator 18-15-2b	6-leads 3-phase 50 Hz 2-poles 220V-240V D 6-leads 3-phase 50 Hz 2-poles 220V-230V D 380V-400V Y 1
55	647 16 06	Stator 18-15-2b	6-leads 3-phase 60 Hz 2-poles 220V-240V D 1
55	647 16 04	Stator 18-15-2b	9-leads 3-phase 60 Hz 2-poles 220V-240V Y// 9-leads 3-phase 60 Hz 2-poles 220V-240V Y// 440V-480V YSER 9-leads 3-phase 60 Hz 2-poles 440V-480V YSER 1
55	647 16 16	Stator 18-15-2b	6-leads 3-phase 50 Hz 2-poles 660V-690V Y 6-leads 3-phase 50 Hz 2-poles 380V-400V D 660V-690V Y 6-leads 3-phase 50 Hz 2-poles 380V-400V D 6-leads 3-phase 60 Hz 2-poles 440V-480V D 1
55	647 16 14	Stator 18-15-2b	3-leads 3-phase 60 Hz 2-poles 460V-480V Y 1
55	647 16 10	Stator 18-15-2b	6-leads 3-phase 60 Hz 2-poles 380V-400V D 1
55	647 16 11	Stator 18-15-2b	12-leads 3-phase 60 Hz 2-poles 380V-400V Y// 12-leads 3-phase 60 Hz 2-poles 440V-460V DSER 12-leads 3-phase 60 Hz 2-poles 440V-460V DSER 380V-400V Y// 1
55	647 16 01	Stator 18-15-2b	6-leads 3-phase 50 Hz 2-poles 415V-440V D 1
55	647 16 03	Stator 18-15-2b	6-leads 3-phase 50 Hz 2-poles 500V D 6-leads 3-phase 60 Hz 2-poles 575V-600V D 1

Pos. No	Part. No	Denomination	Qty/Version
			181
55	647 16 15	Stator 18-15-2b	3-leads 3-phase 60 Hz 2-poles 575V-600V Y
55	647 16 05	Stator 18-15-2b	6-leads 3-phase 50 Hz 2-poles 525V-550V D 1000V Y 6-leads 3-phase 50 Hz 2-poles 525V-550V D 6-leads 3-phase 50 Hz 2-poles 1000V Y
56	83 44 24	Closed-end splice 3-6(AWG 12-10) L=18	9-leads 3-phase 60 Hz 2-poles 220V-240V Y// 12-leads 3-phase 60 Hz 2-poles 380V-400V Y// 12-leads 3-phase 60 Hz 2-poles 440V-460V DSER 9-leads 3-phase 60 Hz 2-poles 220V-240V Y// 440V-480V YSER 12-leads 3-phase 60 Hz 2-poles 440V-460V DSER 380V-400V Y// 9-leads 3-phase 60 Hz 2-poles 440V-480V YSER
56	83 44 24	Closed-end splice 3-6(AWG 12-10) L=18	9-leads 3-phase 60 Hz 2-poles 220V-240V Y// 12-leads 3-phase 60 Hz 2-poles 380V-400V Y// 12-leads 3-phase 60 Hz 2-poles 440V-460V DSER 9-leads 3-phase 60 Hz 2-poles 220V-240V Y// 440V-480V YSER 12-leads 3-phase 60 Hz 2-poles 440V-460V DSER 380V-400V Y// 9-leads 3-phase 60 Hz 2-poles 440V-480V YSER
56	83 44 24	Closed-end splice 3-6(AWG 12-10) L=18	9-leads 3-phase 60 Hz 2-poles 220V-240V Y// 12-leads 3-phase 60 Hz 2-poles 380V-400V Y// 12-leads 3-phase 60 Hz 2-poles 440V-460V DSER 9-leads 3-phase 60 Hz 2-poles 220V-240V Y// 440V-480V YSER 12-leads 3-phase 60 Hz 2-poles 440V-460V DSER 380V-400V Y// 9-leads 3-phase 60 Hz 2-poles 440V-480V YSER
60	81 43 28	Hexagon head screw M10X70-A2-70	HT MT
60	81 56 72	Hexagon head screw M10X90-A4-80	MT
60	81 41 48	Hexagon head screw M10X140-A2-70	SH
61	82 35 76	Plain washer 10-A4-170HV	
62	694 09 00	Impeller	226 B-impeller MT 50Hz 3-phase Maximum temperature 40 DC Material Hard-Iron TM

Pos. No	Part. No	Denomination	Qty/Version
			181
62	694 09 02	Impeller 228 B-impeller MT 60Hz 3-phase Maximum temperature 40 DC Material Hard-Iron TM	1
62	694 09 01	Impeller 230 B-impeller MT 50Hz 3-phase Maximum temperature 70 DC Material Hard-Iron TM	1
62	694 09 03	Impeller 232 B-impeller MT 60Hz 3-phase Maximum temperature 70 DC Material Hard-Iron TM	1
62	694 13 00	Impeller 234 K-impeller MT 50Hz 3-phase Maximum temperature 40 DC Material Hard-Iron TM	1
62	694 13 02	Impeller 236 K-impeller MT 60Hz 3-phase Maximum temperature 40 DC Material Hard-Iron TM	1
62	694 13 01	Impeller 238 K-impeller MT 50Hz 3-phase Maximum temperature 70 DC Material Hard-Iron TM	1
62	694 13 03	Impeller 240 K-impeller MT 60Hz 3-phase Maximum temperature 70 DC Material Hard-Iron TM	1
62	694 08 00	Impeller 251 B-impeller HT 50Hz 3-phase Maximum temperature 40 DC Material Hard-Iron TM	1
62	694 08 04	Impeller 253 B-impeller HT 60Hz 3-phase Maximum temperature 40 DC Material Hard-Iron TM	1
62	694 08 01	Impeller 255 B-impeller HT 50Hz 3-phase Maximum temperature 70 DC Material Hard-Iron TM	1
62	694 08 03	Impeller 257 B-impeller HT 60Hz 3-phase Maximum temperature 70 DC Material Hard-Iron TM	1
62	739 63 00	Impeller 266 B-impeller HT 50Hz 3-phase Maximum temperature 40 DC Material Stainless steel, castings	1
62	739 63 04	Impeller 267 B-impeller HT 60Hz 3-phase Maximum temperature 40 DC Material Stainless steel, castings	1
62	739 63 01	Impeller 268 B-impeller HT 50Hz 3-phase Maximum temperature 70 DC Material Stainless steel, castings	1
62	739 63 03	Impeller 269 B-impeller HT 60Hz 3-phase Maximum temperature 70 DC Material Stainless steel, castings	1
62	752 43 00	Impeller 276 B-impeller SH 50Hz 3-phase Maximum temperature 40 DC Material Hard-Iron TM	1
62	752 43 01	Impeller 278 B-impeller SH 60Hz 3-phase Maximum temperature 40 DC Material Hard-Iron TM	1
62	752 43 02	Impeller 280 B-impeller SH 50Hz 3-phase Maximum temperature 70 DC Material Hard-Iron TM	1

Pos. No	Part. No	Denomination	Qty/Version
			181
62	752 43 03	Impeller 282 B-impeller SH 60Hz 3-phase Maximum temperature 70 DC Material Hard-Iron TM	1
64	779 90 00	Sleeve unit	1
65	82 73 90	O-ring 19.2X3 NBR	1
67	779 90 00	Sleeve unit	1
68	752 42 00	Impeller 276 B-impeller SH 50Hz 3-phase Maximum temperature 40 DC Material Hard-Iron TM	1
68	752 42 01	Impeller 278 B-impeller SH 60Hz 3-phase Maximum temperature 40 DC Material Hard-Iron TM	1
68	752 42 02	Impeller 280 B-impeller SH 50Hz 3-phase Maximum temperature 70 DC Material Hard-Iron TM	1
68	752 42 03	Impeller 282 B-impeller SH 60Hz 3-phase Maximum temperature 70 DC Material Hard-Iron TM	1
70	80 95 29	Stud M12X35-A2-70	4
71	81 41 32	Hexagon head screw M10X30-A2-70	2
72	81 64 91	Hexagon flange screw M10X45-A2-70	4
73	81 64 93	Hexagon flange screw M12X45-A2-70	6
74	82 00 30	Hex.socket hd screw M8X16-A2-70	2
75	82 20 88	Drive screw 4X5-A2/A4	2
76	82 35 76	Plain washer 10-A4-170HV	2
77	82 74 91	O-ring 189.3X5.7 NBR	1
78	82 78 15	O-ring 78X4 NBR	1
79	83 02 77	Hex.socket hd screw M6X20-A4-70	2
80	94 05 15	Insulating hose D=16 MM	*
83	630 68 00	Data plate USE 6306801 AS SPARE PART	1
84	693 86 00	Cover	1
86	708 34 00	Seal ring	1
87	715 06 00	Lifting handle	1
88	718 05 00	Sticker CUT HAZARD	1
89	673 89 04	Contactor unit Contactor unit 60Hz 3-phase 200V - 208V CSA approved Contactor unit 60Hz 3-phase 220V - 240V CSA approved Contactor unit 50Hz 3-phase 220V - 240V Not CSA approved	1
89,1	673 87 00	Holder	1
89,5	84 02 53	Contactor	1
89,8	81 99 86	Hex.socket hd screw M4X16-A2-70	2
89,9	82 26 69	Lock nut	2
89,15	573 58 03	Electric cable AWG 16;L=70MM CSA	1

Pos. No	Part. No	Denomination	Qty/Version
			181
89	673 89 00	Contactor unit	1
		Contactor unit 50Hz 3-phase 415V - 440V Not CSA approved	
		Contactor unit 50Hz 3-phase 500V - 500V Not CSA approved	
		Contactor unit 50Hz 3-phase 380V - 400V Not CSA approved	
		Contactor unit 60Hz 3-phase 380V - 400V Not CSA approved	
	89,1 673 87 00	Holder	1
	89,5 84 02 52	Contactor	1
	89,8 81 99 86	Hex.socket hd screw M4X16-A2-70	2
	89,9 82 26 69	Lock nut	2
	89,15 573 58 03	Electric cable AWG 16;L=70MM CSA	1
89	718 73 24	Contactor unit	1
		Contactor unit 50Hz 3-phase 525V - 550V Not CSA approved	
	89,1 673 87 00	Holder	1
	89,4 762 56 00	Motor protector	1
	89,5 82 98 08	Contactor	1
	89,6 81 99 86	Hex.socket hd screw M4X16-A2-70	2
	89,7 82 26 69	Lock nut	2
	89,8 81 99 86	Hex.socket hd screw M4X16-A2-70	2
	89,9 82 26 69	Lock nut	2
	89,17 573 58 62	Single-core cable	1
89	718 73 25	Contactor unit	1
		Contactor unit 60Hz 3-phase 440V - 480V CSA approved	
		Contactor unit 60Hz 3-phase 380V - 400V CSA approved	
	89,1 673 87 00	Holder	1
	89,4 762 56 00	Motor protector	1
	89,5 84 02 52	Contactor	1
	89,6 81 99 86	Hex.socket hd screw M4X16-A2-70	2
	89,7 82 26 69	Lock nut	2
	89,8 81 99 86	Hex.socket hd screw M4X16-A2-70	2
	89,9 82 26 69	Lock nut	2
	89,17 573 58 62	Single-core cable	1
89	718 73 27	Contactor unit	1
		Contactor unit 60Hz 3-phase 575V - 600V CSA approved	
	89,1 673 87 00	Holder	1
	89,4 762 56 00	Motor protector	1
	89,5 82 98 08	Contactor	1
	89,6 81 99 86	Hex.socket hd screw M4X16-A2-70	2
	89,7 82 26 69	Lock nut	2
	89,8 81 99 86	Hex.socket hd screw M4X16-A2-70	2
	89,9 82 26 69	Lock nut	2
	89,17 573 58 62	Single-core cable	1
89	730 20 00	Softstarter unit COMPL. UNIT WITH HOLDER	1
		Soft 50Hz 3-phase 400V - 400V Not CSA approved	

Pos. No	Part. No	Denomination	Qty/Version
			181
89	693 79 01	Con.term.board unit	Terminal board 50Hz 3-phase 0V - 415V Y/D Not CSA approved Motor cable conductor size max: 16mm ² Terminal board 60Hz 3-phase 0V - 480V Y/D Not CSA approved Motor cable conductor size max: 16mm ²
90	773 49 02	Connection plate	1
91	783 08 00	Cover unit	1
	91,1 706 11 00	Air release valve	1
	91,2 774 88 00	Cover	1
92	573 58 53	Single-core cable	Contactor unit
92	573 58 68	Single-core cable	Contactor unit
92	573 58 63	Single-core cable	Contactor unit
92	573 58 69	Single-core cable	Contactor unit
93	761 62 01	Cable set	1
94	761 44 00	Terminal plate unit	3-phase
94	777 00 00	El.lead through unit	3-phase
100	752 47 00	Sticker SOFTSTARTER PH.SEQ. GUARD	1
102	761 62 01	Cable set	1
105	94 05 17	Insulating hose D=20 MM	*
120	81 41 56	Hexagon head screw M12X35-A2-70	2
121	82 40 81	Plain washer (30)-32 MM	4
121	82 40 82	Plain washer (32)-34 MM	4
121	82 40 69	Plain washer (33)-35 MM	4
122	82 74 63	O-ring 49.5X3 NBR	1
123	83 02 77	Hex.socket hd screw M6X20-A4-70	2
123	83 02 77	Hex.socket hd screw M6X20-A4-70	4
124	84 17 99	Seal sleeve (12)-14 MM	Screened 3x2,5 13,50 - 14,90mm Max 1000V SUBCAB 4G2,5 12,50 - 13,50mm Max 750V
124	84 18 01	Seal sleeve (17)-20 MM	SUBCAB S3x2,5+3x2,5/3+S(4x0,5) 18 - 20mm Max 1000V Screened 6x2,5+2x1,5 18,10 - 19,90mm Max 1000V Y/D start possible SUBCAB 4G2,5+2x1,5 17 - 18mm Max 750V SUBCAB 4G6 18 - 19mm Max 750V SUBCAB 12AWG/4 17 - 18mm Max 600V SUBCAB 10AWG/4 18 - 19,70mm Max 600V

Pos. No	Part. No	Denomination	Qty/Version
			181
124	84 18 02	Seal sleeve (20)-23 MM	2
		SUBCAB 7G2,5+2x1,5 20 - 22mm Max 750V Y/D start possible	
		SUBCAB 12AWG/7 20 - 22mm Max 600V	
		SUBCAB 10AWG/3-2-1-GC 20,30 - 22,30mm Max 600V	
		SUBCAB 4G4+2x1,5 20 - 22mm Max 750V	
124	84 18 00	Seal sleeve (14)-17 MM	2
124	84 18 03	Seal sleeve (23)-26 MM	2
		SUBCAB 4G10+S(2x0,5) 24 - 26mm Max 1000V	
		SUBCAB 8AWG/4 24 - 26mm Max 600V	
		SUBCAB 4G6+2x1,5 24 - 26mm Max 750V	
124	84 18 04	Seal sleeve (26)-29 MM	2
		SUBCAB 8AWG/3-2-1-GC 27,20 - 29,20mm Max 600V	
124	84 18 05	Seal sleeve (29)-32 MM	2
		SUBCAB 6AWG/3-2-1-GC 30 - 32mm Max 600V	
124	84 18 06	Seal sleeve (32)-35 MM	2
		SUBCAB 4AWG/3-2-1-GC 32,80 - 34,80mm Max 600V	
125	94 20 42	Motor cable subcab	*
		Power cable x 1 SUBCAB 4G2,5 12,50 - 13,50mm L= 20m Max 750V	
125	94 20 59	Motor cable subcab	*
		Power cable x 1 SUBCAB 4G2,5+2x1,5 17 - 18mm L= 20m Max 750V	
125	94 20 82	Motor cable subcab	*
		Power cable x 1 SUBCAB 7G2,5+2x1,5 20 - 22mm L= 20m Max 750V Y/D start possible	
125	94 20 43	Motor cable subcab	*
		Power cable x 1 SUBCAB 4G4 16 - 17mm L= 20m Max 750V	
125	94 20 60	Motor cable subcab	*
		Power cable x 1 SUBCAB 4G4+2x1,5 20 - 22mm L= 20m Max 750V	
125	94 20 44	Motor cable subcab	*
		Power cable x 1 SUBCAB 4G6 18 - 19mm L= 20m Max 750V	
125	94 20 56	Motor cable subcab	*
		Power cable x 1 SUBCAB 4G6+2x1,5 24 - 26mm L= 20m Max 750V	
125	94 19 81	Motor cable subcab	*
		Power cable x 1 SUBCAB 4G10+S(2x0,5) 24 - 26mm L= 20m Max 1000V	
125	94 21 03	Motor cable subcab	*
		Power cable x 1 SUBCAB 12AWG/4 17 - 18mm L= 16m Max 600V	
125	94 21 04	Motor cable subcab	*
		Power cable x 1 SUBCAB 12AWG/7 20 - 22mm L= 16m Max 600V	
125	94 21 05	Motor cable subcab	*
		Power cable x 1 SUBCAB 10AWG/4 18 - 19,70mm L= 16m Max 600V	
125	94 21 06	Motor cable	*
		Power cable x 1 SUBCAB 10AWG/3-2-1-GC 20,30 - 22,30mm L= 16m Max 600V	
125	94 21 07	Motor cable subcab	*
		Power cable x 1 SUBCAB 8AWG/4 24 - 26mm L= 16m Max 600V	
125	94 21 08	Motor cable	*
		Power cable x 1 SUBCAB 8AWG/3-2-1-GC 27,20 - 29,20mm L= 16m Max 600V	

Pos. No	Part. No	Denomination	Qty/Version	
			181	
125	94 21 09	Motor cable	Power cable x 1 SUBCAB 6AWG/3-2-1-GC 30 - 32mm L= 16m Max 600V	*
125	94 21 10	Motor cable	Power cable x 1 SUBCAB 4AWG/3-2-1-GC 32,80 - 34,80mm L= 16m Max 600V	*
125	94 17 23	Motor cable	Power cable x 1 Screened 3x2,5 13,50 - 14,90mm L= 20m Max 1000V	*
125	94 17 24	Motor cable	Power cable x 1 Screened 6x2,5+2x1,5 18,10 - 19,90mm L= 20m Max 1000V Y/D start possible	*
125	94 19 90	Motor cable subcab	Power cable x 1 SUBCAB S3x2,5+3x2,5/3+S(4x0,5) 18 - 20mm L= 20m Max 1000V	*
126	597 98 02	Sleeve		1
127	642 16 00	Earthing plate		1
127	642 16 00	Earthing plate		2
128	642 17 04	Entrance flange		1
129	82 70 86	Cap 6X16 PVC	SUBCAB 4G10+S(2x0,5) 24 - 26mm Max 1000V	1
129	82 70 85	Cap 5X10 MM PVC	SUBCAB S3x2,5+3x2,5/3+S(4x0,5) 18 - 20mm Max 1000V	1
130	82 97 74	Cap 24X45 MM PVC	SUBCAB 4G10+S(2x0,5) 24 - 26mm Max 1000V	1
130	82 97 68	Cap 18X25 MM PVC	SUBCAB S3x2,5+3x2,5/3+S(4x0,5) 18 - 20mm Max 1000V	1
131	83 42 36	End sleeve 0.75 MM ² ; L=6 MM		2
132	83 42 62	Closed-end splice 0.33-0.82(AWG 22-18) L=18		2
133	83 43 62	Cable lug UL/CSA 0.5-1.65 MM ²		1
134	94 03 30	Shrink hose ID=12 MM		*
135	94 03 33	Shrink hose ID=3.2 MM		*
137	83 44 24	Closed-end splice 3-6(AWG 12-10) L=18		2
138	93 00 77	Shrink hose ID=6.4 MM		*
139	94 03 34	Shrink hose		*
140	82 23 35	Hexagon nut M12-A4-70		4
141	82 35 20	Plain washer 12-A2-170		4
142	82 35 20	Plain washer 12-A2-170		2
143	275 17 00	U-ring		1
144	693 29 00	Discharge connection	DN 75 Hose 3" aluminium	1
144	693 29 01	Discharge connection	DN 75 Thread: ISO G3A Outer aluminium DN 75 Thread: ISO G3A Outer Quick coupling: Storz aluminium	1
144	693 29 04	Discharge connection	DN 75 Thread: Victaulic groove Outer aluminium	1
144	693 29 03	Discharge connection	DN 75 Thread: NPT 3-8 Outer aluminium	1
144	665 15 00	Discharge connection	DN 100 Hose aluminium	1

Pos. No	Part. No	Denomination	Qty/Version
			181
144	665 15 01	Discharge connection DN 100 Thread: ISO G4A Outer aluminium DN 100 Thread: ISO G4A Outer Quick coupling: Storz aluminium DN 100 Thread: ISO G4A Outer Quick coupling: Storz diam=115 mm aluminium	1
144	665 15 04	Discharge connection DN 100 Thread: Victaulic groove Outer aluminium	1
144	665 15 03	Discharge connection DN 100 Thread: NPT 4-8 Outer aluminium	1
144	665 16 00	Discharge connection DN 150 Hose aluminium	1
144	665 16 01	Discharge connection DN 150 Thread: ISO G6A Outer aluminium DN 150 Thread: ISO G6A Outer Quick coupling: Storz aluminium	1
144	665 16 04	Discharge connection DN 150 Thread: Victaulic groove Outer aluminium	1
144	665 16 03	Discharge connection DN 150 Thread: NPT 6-8 Outer aluminium	1
146	83 18 46	Coupling part Discharge Connection DN 75 Thread: ISO G3A Outer Quick coupling: Storz aluminium	1
146	83 19 34	Coupling part Discharge Connection DN 100 Thread: ISO G4A Outer Quick coupling: Storz aluminium	1
146	83 19 33	Coupling part Discharge Connection DN 100 Thread: ISO G4A Outer Quick coupling: Storz diam=115 mm aluminium	1
146	83 19 36	Coupling part Discharge Connection DN 150 Thread: ISO G6A Outer Quick coupling: Storz aluminium	1
150	82 20 88	Drive screw 4X5-A2/A4	2
151	630 76 00	Plate HOT WATER PRODUCT	1
154	83 49 44	Plug contact 3-phase 50 Hz 380V - 415V Current range: 0 - 32A Plug combined with short cable: No cable Supply connection: CEE 5-PLUG 32A	1
154	84 06 60	Plug contact 3-phase 50 Hz 380V - 415V Current range: 0 - 32A Plug combined with short cable: No cable Supply connection: CEE 4-PLUG 32A	1
800	782 42 00	O-ring kit NBR	1
801	694 25 00	Anode unit	1
802	608 23 02	Stand	1
815	648 36 17	Starter 350 3-phase 50 Hz 380V - 415 V Current range: 16 - 20 A Overload supervision Phase sequence indicator Supply connection CEE 5-PLUG 32A Cable gland diameter: 10 - 20 mm Not CSA approved	1

Pos. No	Part. No	Denomination	Qty/Version	
				181
815	648 36 47	Starter	350 3-phase 50 Hz 415V - 440 V Current range: 16 - 20 A Overload supervision Phase sequence indicator Supply connection on terminal Cable gland diameter: 10 - 20 mm Not CSA approved	1
815	648 36 46	Starter	350 3-phase 50 Hz 500V - 500 V Current range: 12,50 - 16 A Overload supervision Phase sequence indicator Supply connection on terminal Cable gland diameter: 10 - 20 mm Not CSA approved	1
815	554 30 17	Starter	351 3-phase 50 Hz 380V - 415 V Current range: 17 - 23 A Overload supervision Phase sequence indicator Supply connection CEE 5-PLUG 32A Cable gland diameter: 11 - 21 mm Not CSA approved	1
815	554 30 47	Starter	351 3-phase 50 Hz 380V - 415 V Current range: 17 - 23 A Overload supervision Phase sequence indicator Supply connection on terminal Cable gland diameter: 11 - 21 mm Not CSA approved	1
815	554 30 76	Starter	351 3-phase 50 Hz 500V - 500 V Current range: 13 - 18 A Overload supervision Phase sequence indicator Supply connection CEE 4-PLUG 32A Cable gland diameter: 11 - 21 mm Not CSA approved	1
815	554 30 56	Starter	351 3-phase 50 Hz 440V - 500 V Current range: 13 - 18 A Overload supervision Phase sequence indicator Supply connection on terminal Cable gland diameter: 11 - 21 mm Not CSA approved	1
815	554 20 07	Starter	356 3-phase 60 Hz 440V - 480 V Current range: 17 - 23 A Overload supervision Supply connection on terminal Cable gland diameter: 13 - 25 mm CSA approved	1
815	554 20 06	Starter	356 3-phase 60 Hz 575V - 600 V Current range: 13 - 18 A Overload supervision Supply connection on terminal Cable gland diameter: 13 - 25 mm CSA approved	1
815	554 21 06	Starter	356 3-phase 60 Hz 575V - 600 V Current range: 13 - 18 A Overload supervision Supply connection on terminal Cable gland diameter: 13 - 25 mm CSA approved	1
816	736 67 00	Wear part kit HT 50HZ	HT, 50HZ ,B-IMP. CURVE CODE:251	1
816	736 67 01	Wear part kit HT 60HZ	HT, 60HZ ,B-IMP. CURVE CODE:253	1
816	736 67 02	Wear part kit MT 50HZ	MT, 50HZ ,B-IMP. CURVE CODE:226	1
816	736 67 03	Wear part kit MT 60HZ	MT, 60HZ ,B-IMP. CURVE CODE:228	1

Pos. No	Part. No	Denomination	Qty/Version
			181
816	736 67 04	Wear part kit SH 50HZ SH, 50HZ ,B-IMP. CURVE CODE:276	1
816	736 67 05	Wear part kit SH 60HZ SH, 60HZ ,B-IMP. CURVE CODE:278	1
817	736 68 00	Hydraulic repair kit HT DIFFUSER:NBR SEAL HOUSING:NBR	1
817	736 68 01	Hydraulic repair kit MT DIFFUSER:NBR SEAL HOUSING:NBR	1
817	736 68 02	Hydraulic repair kit HT DIFFUSER:PU SEAL HOUSING:NBR	1
817	736 68 03	Hydraulic repair kit MT DIFFUSER:PU SEAL HOUSING:NBR	1
817	736 68 04	Hydraulic repair kit SH DIFFUSER:NBR SEAL HOUSING:NBR	1
817	736 68 05	Hydraulic repair kit SH DIFFUSER:PU SEAL HOUSING:NBR	1
900	782 81 00	Basic repair kit NBR PLUGIN 25MM, ACTIVE WCCR/ WCCR;WCCR/A1203	1
900,1	83 30 16	Ball bearing 30X72X30.2 MM	1
900,2	83 33 13	Ball bearing 20X52X15 MM	1
900,3	83 94 69	Pressure equalizer L=650 MM	1
900,4	730 83 00	Sticker	1
900,5	769 87 33	Mechanical seal	1
900,6	782 42 00	O-ring kit	1